


HiB

MAKING
BATHROOMS
BEAUTIFUL

**Technical Drawing &
FAQ Data Sheets**



Verve 50

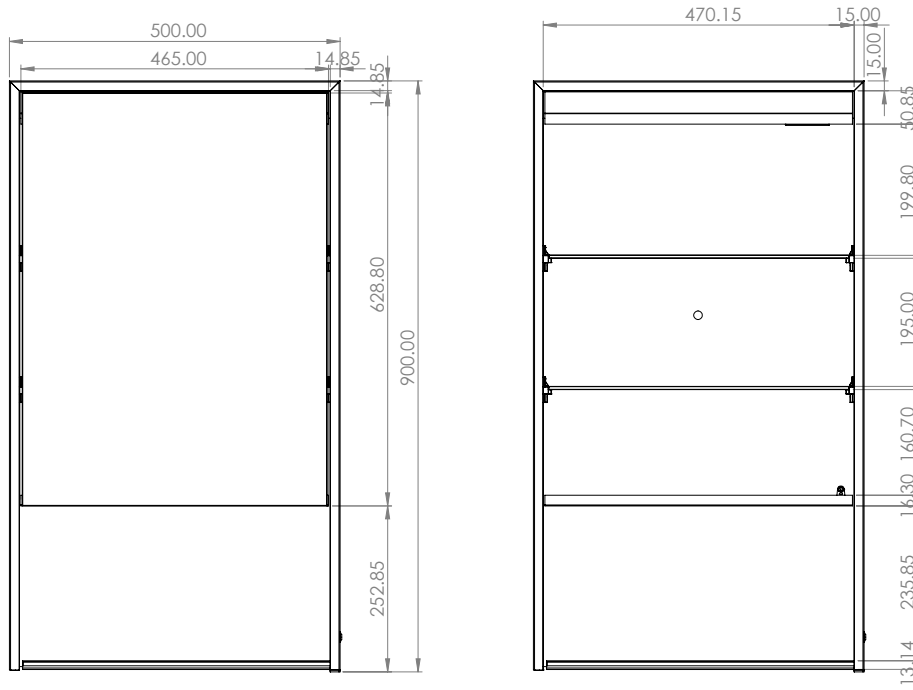
Verve 60

Verve 80

HiB recommend you receive the product before commencing with installation as all sizes and measurements are approximate.
 HiB try and ensure all measurements are as accurate as possible.
 In the interest of continuous product development, HiB reserves the right to alter specification as necessary. E & OE.

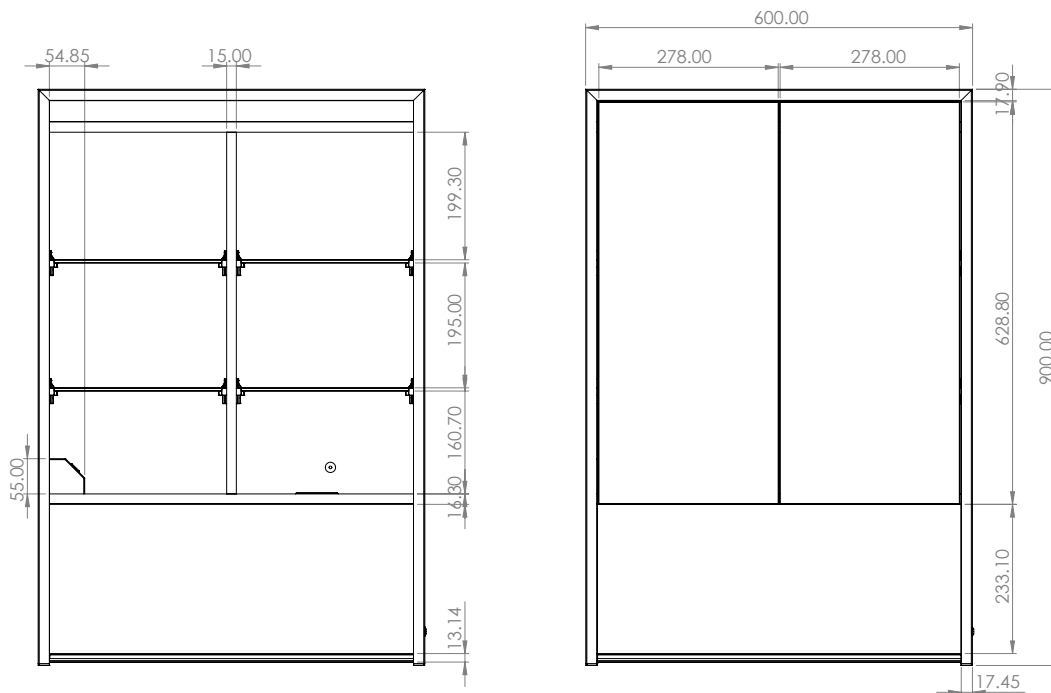
Verve 50

Art no. 52700



Verve 60

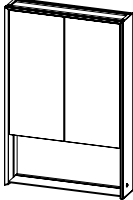
Art no. 52800



Electrical Safety Information

HiB recommends that all electrical bathroom products should only be fitted by a suitably qualified, Part P registered electrician in accordance with current IEE regulations.

- Ensure mains power supply is switched off before starting installation.
- Before drilling, ensure there are no hidden cables or pipes in the wall.

| | | Version No. 10.12.19 |
|-----------------------------------------------------------------------------------|---------------------|-----------------------------------------------------|
|  | Product | Verve 50, Verve 60 & Verve 80 |
| | Art. No. | Verve 50: 52700 / Verve 60: 52800 / Verve 80: 52900 |
| | Product Description | Illuminated mirror cabinet. |

| Question | Answer |
|--------------------------------------------------------------------------|--------------------------------------------------------------------------------------------------------------------------------------|
| Nett weight (kg) | Verve 50: 18kg / Verve 60: 21kg / Verve 80: 25kg |
| Light Source | LED |
| Light Source Average Lifespan | Average: 26,280hr |
| Total Rated Wattage (W) | Verve 50: 47.5w / Verve 60: 49.4w / Verve 80: 53.3w |
| Lumens (Lm) | Verve 50: 2200lm / Verve 60: 2380lm / Verve 80: 2600lm |
| Kelvins (k) | Verve 50, 60 & 80: 6000k |
| Is the mirror dimmable? | No |
| Energy Rating | A Class |
| What orientation can the mirror be hung in? | All Verve mirrors are hung portrait |
| Is the heated pad only on when the mirror is illuminated? | N/A |
| Does the mirror require an earth connection? | No |
| Can I bypass the sensor so the mirror comes on with the main room light? | No |
| Is it cool white or warm white illumination? | Cool White |
| How long is the warranty? | 5 years from date of purchase on silvering coating on mirror 2 years from date of purchase on electrical components in the mirror |
| | |
| | |
| | |

Electrical Safety Information

HiB recommends that all electrical bathroom products should only be fitted by a suitably qualified, Part P registered electrician in accordance with current IEE regulations.

Ensure mains power supply is switched off before starting installation.

Before drilling, ensure there are no hidden cables or pipes in the wall.

HiB recommend you receive the product before commencing with installation as all sizes and measurements are approximate.

HiB try and ensure all measurements are as accurate as possible.

In the interest of continuous product development, HiB reserves the right to alter specification as necessary. E & OE.