


HiB

MAKING
BATHROOMS
BEAUTIFUL

Technical Drawing & FAQ Data Sheets



Essence 50

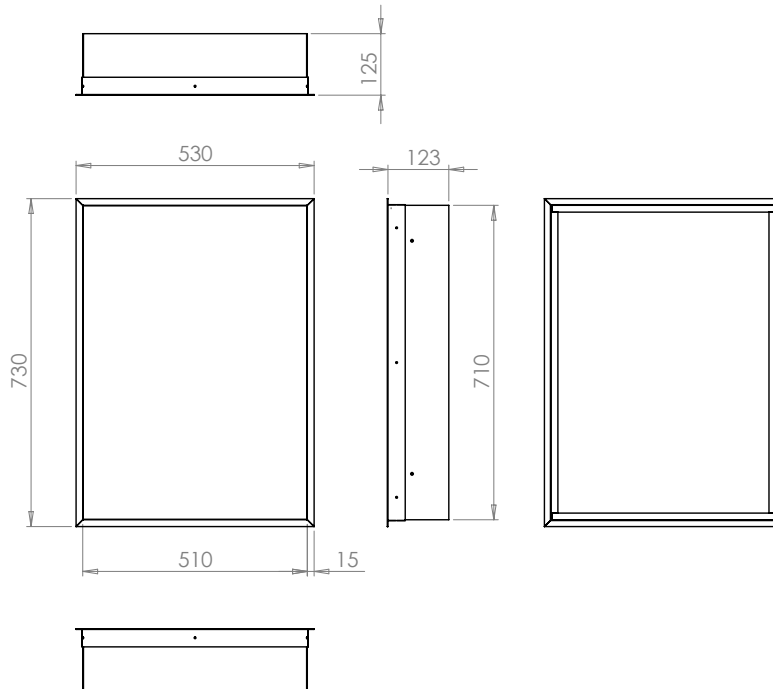
Essence 60

Essence 80

HiB recommend you receive the product before commencing with installation as all sizes and measurements are approximate.
HiB try and ensure all measurements are as accurate as possible.
In the interest of continuous product development, HiB reserves the right to alter specification as necessary. E & OE.

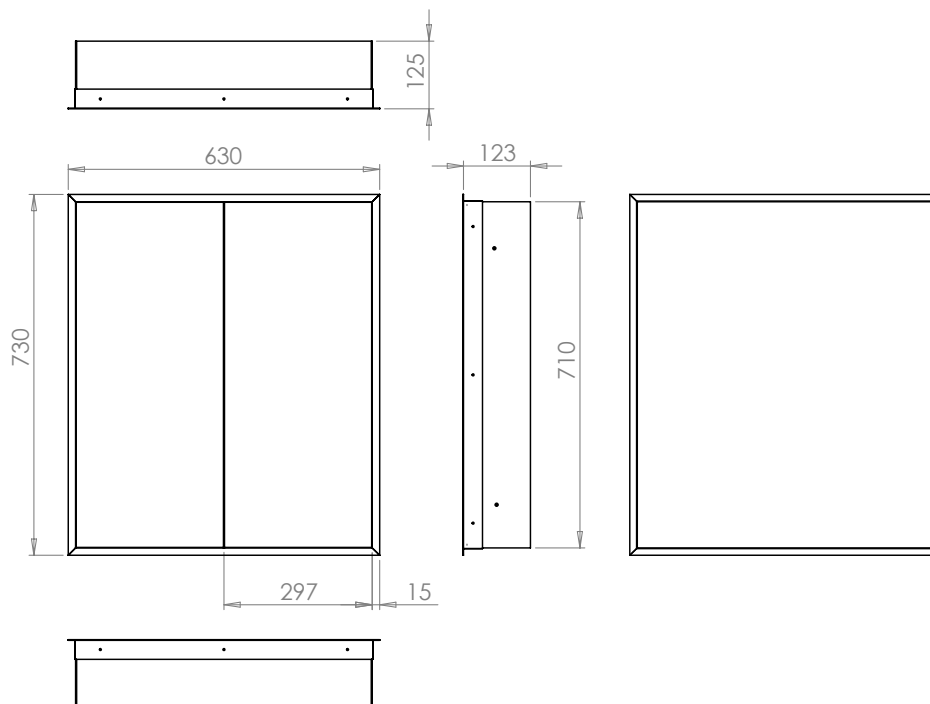
Essence 50

Art no. 51000



Essence 60

Art no. 51100



Electrical Safety Information

HiB recommends that all electrical bathroom products should only be fitted by a suitably qualified, Part P registered electrician in accordance with current IEE regulations.

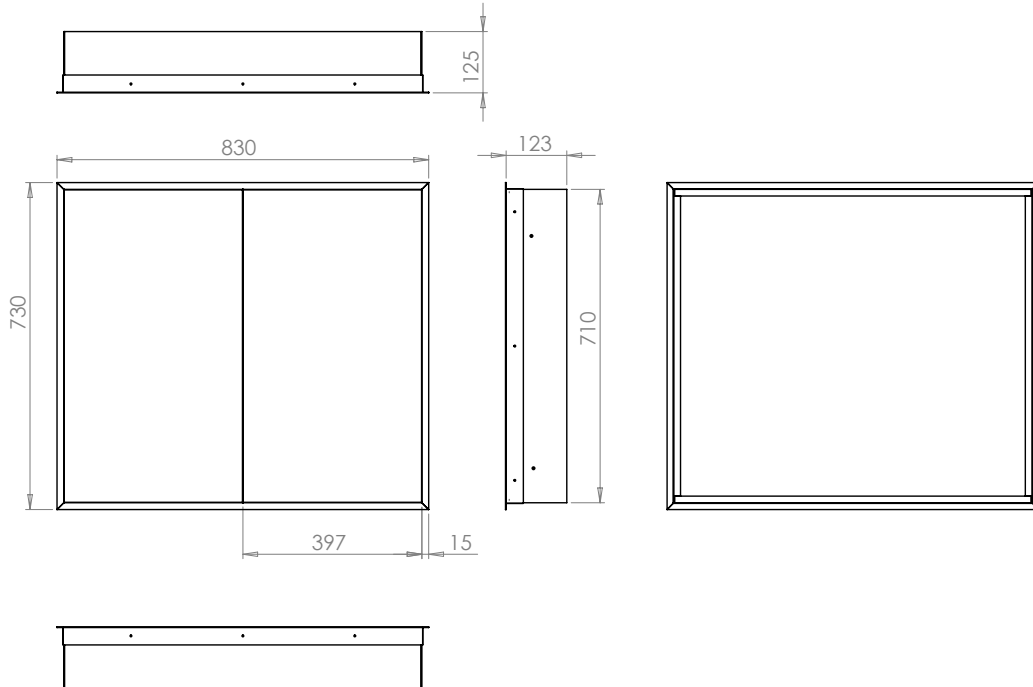
Ensure mains power supply is switched off before starting installation.

Before drilling, ensure there are no hidden cables or pipes in the wall.

HiB recommend you receive the product before commencing with installation as all sizes and measurements are approximate.
HiB try and ensure all measurements are as accurate as possible.
In the interest of continuous product development, HiB reserves the right to alter specification as necessary. E & OE.

Essence 80

Art no. 51200



Electrical Safety Information


HiB recommends that all electrical bathroom products should only be fitted by a suitably qualified, Part P registered electrician in accordance with current IEE regulations.

Ensure mains power supply is switched off before starting installation.

Before drilling, ensure there are no hidden cables or pipes in the wall.

Essence

50, 60 & 80

		Version No. 20.09.04
	Product	Essence 50, Essence 60 & Essence 80
	Art. No.	Essence 50: 51000, Essence 60: 51100 & Essence 80: 51200
	Product Description	Recessed cabinet with double sided mirror doors, a mirror back panel and push to open doors

Question	Answer
Nett weight (kg)	Essence 50: 12kg / Essence 60: 15.25kg / Essence 80: 18.9kg
How long is the warranty?	5 years from date of purchase on silvering coating on mirror
Does Essence 50, 60 & 80 have illumination?	No
Does Essence 50, 60 & 80 have any electrical components?	No
What orientation can the mirror be hung?	All cabinets can only be hung portrait
Are the shelves adjustable?	Yes
What is this cabinet made from?	Aluminium, Copper free mirror glass doors and glass sides & glass shelves

Safety Information

Ensure mains power supply is switched off before starting installation.
Before drilling, ensure there are no hidden cables or pipes in the wall.

HiB recommend you receive the product before commencing with installation as all sizes and measurements are approximate. HiB try and ensure all measurements are as accurate as possible. In the interest of continuous product development, HiB reserves the right to alter specification as necessary. E & OE.